

Mission Statement

Vq"g o r q y g t "c m n" "y k v j " j k i j " s w c n k v { "k p u v t w e v k q p"
v j c v "h q u v g t u "n k h g n q p i "n g c t p k p i 0

Vision

Learning Today

Leading Tomorrow

Value Statement

K" c o " t g u r q p u k d n g

K" c o " t g u r g e v h w n

K" c o " r t g r c t g f

K" c o " u c h g

K" c o " c " V w t p g t " V k i g t

Comprehensive Needs Assessment

Revised/Approved: April 24, 2023

Demographics

Demographics Summary

W.J. Turner Elementary's demographics have been consistent for over five years. Our largest group of students are Hispanic 96.7%. Other groups like White, African American, and American Indian are each below 2%. All of our students live within two miles from the school. Parents drop off and pick up students daily. This daily interaction between parents and the school helps make the connection of home/school stronger. The majority of our families are Economically Disadvantaged, therefore the school receives Title 1 funds.

Student Learning

Student Learning Summary

In 2022, W.J. Turner was rated a 75% C campus in our state accountability system. The STAAR assessment is one of the ways we measure overall student success. Our campus also focuses in measuring student growth from the beginning of the school year to middle of the school year and again at the end of the school year. Our measuring tool is NWEA MAP Growth for reading and math. NWEA MAP compares students of the same age and grade across the United States using a Bell Curve, where the 50th percentile is considered average. For grades K-5th at Turner, the median percentile for the middle of the year ranged in math 18th to 45th, reading English 9th to 42nd, and reading Spanish 22nd to 57th percent. Core5Lexia is a supplemental reading program used district wide as an intervention for reading. WJ Turner students have shown a 39% increase for students who are now reading on grade-level within Lexia. Stakeholders are committed to focus on instructional areas that directly impact our student data.

Student Learning Strengths

- The median percentile for the middle of the year ranged in math 18th to 45th.
- The median percentile for the middle of the year ranged in reading English 9th to 42nd, and reading Spanish 22nd to 57th percent.
- Stakeholders are committed to focus on instructional areas that directly impact our student data.

Problem Statements Identifying Student Learning Needs

Problem Statement 1 (Prioritized):

Root Cause:

Problem Statement 2 (Prioritized):

Root Cause:

Problem Statement 3 (Prioritized):

Cause:

School Processes & Programs

School Processes & Programs Summary

WJ Turner has various school processes and programs to assist teachers and students. Weekly Professional Learning Communities (PLCs)

Perceptions

Perceptions Summary

WJ Turner has actively provided resources to parents such as regular meetings with the principal, opportunities to educate families, and All-Pro Dads to fortify school to home connections. WJ Turner's Family Engagement Specialist works diligently to maintain communication between the campus and community and recruits parent volunteers to support school needs. Student attendance has increased from 91% last year to 94% this year. Family participation is elevated for special events but parental awareness of student progress, grade-level expectations, and achievement is an area of concern.

Perceptions Strengths

- Parent involvement is high when there is a student performance
- Attendance has increased from 91% last year to 94% this year
- Family Engagement Specialist support

Problem Statements Identifying Perceptions Needs

Problem Statement 1 (Prioritized):

Root Cause:

Problem Statement 2 (Prioritized):

Root Cause:

Problem Statement 3 (Prioritized):

Root Cause:

Priority Problem Statements

Problem Statement 1

Root Cause 1

Problem Statement 1 Areas

Problem Statement 2

Root Cause 2

Problem Statement 2 Areas

Problem Statement 3

Root Cause 3

Problem Statement 3 Areas

Problem Statement 4

Root Cause 4

Problem Statement 4 Areas

Problem Statement 5

Root Cause 5

Problem Statement 5 Areas

Problem Statement 6

Root Cause 6

Problem Statement 6 Areas

Problem Statement 7

Problem Statement 8 Areas

Problem Statement 9

Root Cause 9

Student Data: Behavior and Other Indicators





-

District Goals

Revised/Approved: May 15, 2023

District Goal 1: kpetgcug"vjg"rgtegpvcig"qh"5tf"itcf"uwwfgpvu"yjq"ueqtg"cv"oggvu"itcf"ngxgn"qt"cdqyg"qp"UVCCT"tgcfkpi"htqo"56' "vq"69' "d{"Cwiwuv"42460

School Performance Objective 1: ,kpetgcug"vjg"rgtegpvcig"qh"RM"uwwfgpvu"yjq"ueqtg"Qp"Vtcm"qp"EktenglENk"Gpici"Rjqpnqikecn"CYctgpguu"kp"Gpinkuj"

Action Step 1 Details	Reviews			
Action Step 1: Intended Audience: Provider / Presenter / Person Responsible: Date(s) / Timeframe: Collaborating Departments: Delivery Method: Funding Sources:	Formative			Summative
	Nov	Jan	Mar	June
				
				

District Goal 1: Kpetgcug"vjg"rgtegpvcig"qh"5tf"itcfg"uwfpgpvu"yjq"ueqtg"cv"oggvu"itcfg"ngxgn"qt"cdqyg"qp"UVCCT"Tgcfkpi"htqo"56" ' "vq"69" ' "d{"Cwiwuv"42460

School Performance Objective 2: ,kpetgcug"vjg"rgtegpvcig"qh"M/5"uwfpgpvu"yjq"Oggv"qt"Gzeggf"itcfg"ngxgn"gzrgevcvkqpu"qp"OCR"Hnwgpe{"Rjqqnqikecn
Cycgpguu"kp"Gpinkuj"htqo"76" ' "vq"85" ' "d{"Oc{"42460"

,kpetgcug"vjg"rgtegpvcig"qh"Mkpfgtictvgp"/"I tcfg"5"uwfpgpvu"yjq"Oggv"qt"Gzeggf"itcfg"ngxgn"gzrgevcvkqpu"qp"OCR"Hnwgpe{"Rjqqnqikecn"Cycgpguu"kp
Urcpkuj"htqo"57" ' "vq"67" ' "d{"Oc{"42460"

,kpetgcug"vjg"rgtegpvcig"qh"M/5" F {ungzkc"uwfpgpvu"yjq"Oggv"qt"Gzeggf"itcfg"ngxgn"gzrgevcvkqpu"qp"OCR"Hnwgpe{"Rjqqnqikecn"Cycgpguu"htqo"85" ' "vq"92" ' "d{"Oc{"42460

Evaluation Data Sources:

Strategy 1: Gpuwtg"RNEu"ctg"tgiwnctn{"uejgfwngf"vq"cevkxgn{"fgxgnqr"gpickpi"cpf"tkiqtqwu"nguuqpu"dcugf"wrqp"uwfpgpv"pggfu"ykvj"fkvtkev/crrtqxf"tguqwtegu
*C o rnh{1UCXXCU1Guvtgnnkvc1Gurgtcp|c1Nwpkvc1Guecngtc1Ngzkc1Pgwjcwu+"cpf"fcvc"ykvj"RtgM/7"itcfg"vgejgtu"wukpi"vjg"itcfwn"tgngcug"oqfgn"cpf"cuuguo"gpv
cnkipgf"ykvj"HYKUF"ewttkewnw o0

Strategy's Expected Result/Impact:

Staff Responsible for Monitoring:

Title I:

ESF Levers:


Targeted Support Strategy

Problem Statements:

Action Step 1 Details	Reviews
<p>Action Step 1:</p> <p>Intended Audience:</p> <p>Provider / Presenter / Person Responsible:</p> <p>Date(s) / Timeframe:</p> <p>Collaborating Departments:</p> <p>Delivery Method:</p> <p>Funding Sources:</p>	<p>Formative -</p>

Action Step 2 Details	Reviews

District Goal 1: kpetgcug"vjg"rgtegpvcig"qh"5tf"itcfg"uvwfgpvu"yjq"ueqtg"cv"oggvu"itcfg"ngxgn"qt"cdqyg"qp"UVCCT"Tgcfkpi"htqo"56' "vq"69' "d{"Cwiwuv"42460





School Performance Objective 3 Problem Statements:

Student Learning	
Problem Statement 3	Root Cause
Problem Statement 4	Root Cause

District Goal 2: kpetgcug"vjg"rgtegpvcig"qh"5tf"itcf"uwwfgpvu"yjq"ueqtg"cv"oggvu"itcf"ngxgn"qt"cdqyg"qp"UVCCT"Ocvjgocvkeu"htqo"56' "vq"67' "d{"Cwiwuv
42460

School Performance Objective 1: kpetgcug"vjg"rgtegpvcig"qh"RM"uwwfgpvu"yjq"ueqtg"Qp"Vtcm"qp""Ekteng"Ocvj"Gpinkuj"htqo";8' "vq";: ' ""d{"Oc{"42460"
kpetgcug"vjg"rgtegpvcig"qh"RM"uwwfgpvu"yjq"ueqtg"Qp"Vtcm"qp""Ekteng"Ocvj"Urcpkuj"htqo"9: ' "vq":4' ""d{"Oc{"42460"
kpetgcug"vjg"rgtegpvcig"qh"RM"Geqpqokecm{"Fkucfxcpvcigf"uwwfgpvu"yjq"ueqtg"Qp"Vtcm"qp""Ekteng"Ocvj"htqo";8' "vq";: ' ""d{"Oc{"42460

Evaluation Data Sources:

Strategy 1: Fgxgnqr"vjg"ecrcekv{"qh"RM/7"vgcejgtu"vq"ko rngogpv"HYKUF"Ocvj"Htcogyqtm"vjtwij"vctigvgf"rtqhuukqpcn"fgxgnqr"ogpv"kp"etkvecn"vjkmkpi.
rtqdnqo"uqnxkpi"crnkcevkqp"cpf"wug"qh"fkutkev"cr"rtqxf"tguqwtegu"vq"oczko"klg"uwwfgpv"ngctkpi"cpf"kpvtwevkqp0

Strategy's Expected Result/Impact:

Staff Responsible for Monitoring:

Title I:

Demographics

Action Step 2 Details	Reviews	
Action Step 2: Intended Audience: Provider / Presenter / Person Responsible: Date(s) / Timeframe: Collaborating Departments: Delivery Method: Funding Sources:	Formative	Summative

District Goal 3:

Action Step 2 Details	Reviews		
Action Step 2: Intended Audience: Provider / Presenter / Person Responsible: Date(s) / Timeframe: Collaborating Departments: Delivery Method: Funding Sources:	Formative		Summative
	Nov	Jan	

Action Step 5 Details	Reviews
<p>Action Step 5:</p> <ul style="list-style-type: none">Intended Audience:Provider / Presenter / Person Responsible:Date(s) / Timeframe:Collaborating Departments:Delivery Method: Funding Sources:	

Student Learning

Problem Statement 8

District Goal 3: kpetgcug"vjg"rgtegpvcig"qh"uvwfgpvu"itcfwvki"ykvj"e"EEOT"kp fkecvqt"htq o "65 ' "vq"6: ' "d{ "Lwpg"42460

School Performance Objective 2:

District Goal 4:

Action Step 2 Details	Reviews
<p>Action Step 2: Intended Audience: Provider / Presenter / Person Responsible:</p>	

District Goal 4:

Campus Funding Summary

Title I (211)							
District Goal	School Performance Objective	Strategy	Action Step	Resources Needed	Description	Account Code	Amount
Sub-Total							
Budgeted Fund Source Amount							
+/- Difference							
SCE (199 PIC 24)							
District Goal	School Performance Objective	Strategy	Action Step	Resources Needed	Description	Account Code	Amount
Sub-Total							
Budgeted Fund Source Amount							

SCE (199 PIC 24)

District Goal	School Performance Objective	Strategy	Action Step	Resources Needed	Description	Account Code	Amount
---------------	------------------------------	----------	-------------	------------------	-------------	--------------	--------

+/- Difference

Parent Engagement

District Goal	School Performance Objective	Strategy	Action Step	Resources Needed	Description	Account Code	Amount
---------------	------------------------------	----------	-------------	------------------	-------------	--------------	--------

--	--	--	--	--	--	--	--

Gifted & Talented (199 PIC 21)							
District Goal	School Performance Objective	Strategy	Action Step	Resources Needed	Description	Account Code	Amount
							+/- Difference
SPED (199 PIC 23)							
District Goal	School Performance Objective	Strategy	Action Step	Resources Needed	Description	Account Code	Amount
							Sub-Total
							Budgeted Fund Source Amount
							+/- Difference
							Grand Total Budgeted
							Grand Total Spent
							+/- Difference